

## Croma Select S Hand shower Vario

Surfaces: **White/Chrome** Article Number: **26802400**

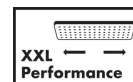


### Description

#### product features

- shower head size: 110 mm
- convenient diversion via Select button
- spray type: Rain, IntenseRain, TurboRain
- flow rate at 3 bar: 15 l/min
- with internal water conduction
- rinseable dirt filter
- connection thread G ½
- connection dimension: DN15
- suitable for continuous flow water heaters
- scope of supply: hand shower, filter seal, assembly instruction

### Technology



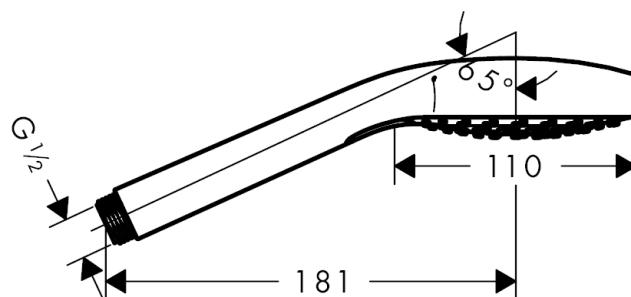
### Design awards



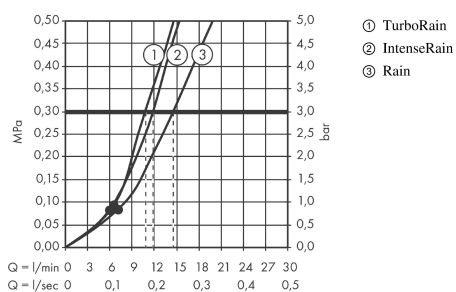
### Product image



### Scale drawing



### Flowchart



The consumption was measured in combination with the appropriate fittings (thermostat/mixer/in-wall valve) to reflect actual application in practice.