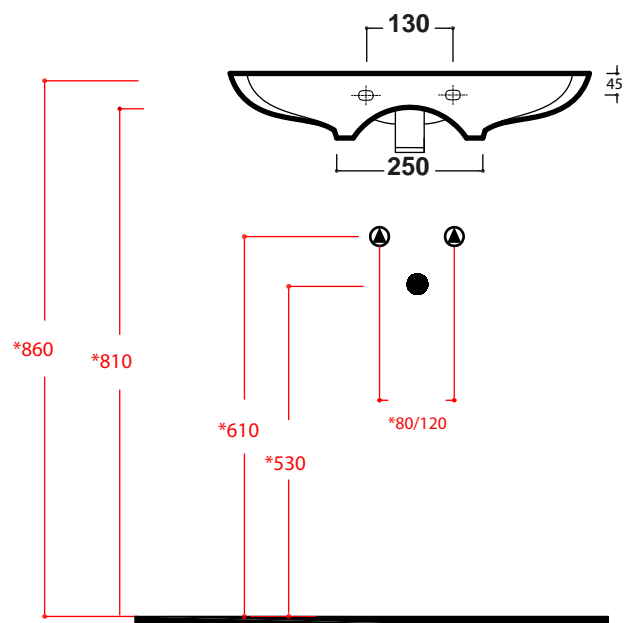
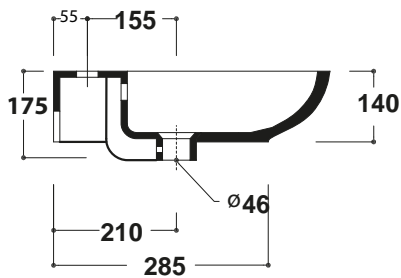
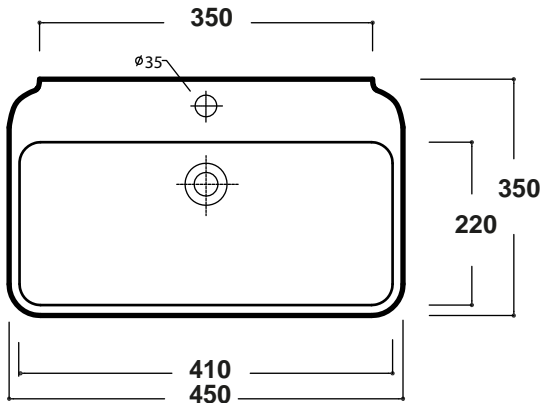


Art. **CLE4345101**



**Quota di installazione consigliata
Advised measure for installation*

CARATTERISTICHE DEL PRODOTTO / PRODUCT FEATURES

- lavabo sospeso Art.**CLE4345101**
- wall hung wash basin Art. **CLE4345101**

MANUTENZIONE /MAINTENANCE

- pulire con acqua e sapone o altri prodotti adatti
- evitare prodotti abrasivi o aggressivi
- please clean with water and soap or other suitable products
- please avoid any aggressive or abrasive product

CONFEZIONE DEL PRODOTTO /PACKAGING PRODUCTS

- imballi in scatole di cartone 45x40x15
- imballo su bancale per pezzi multipli
- packaging in carton boxes 45x40x15
- packaging on pallets for multiple pieces

PRODOTTO

PRODUCT
lavabo/basin

MATERIALE

MATERIAL
fire-clay

TRATTAMENTO

TREATMENT
smaltato/glazed

DESCRIZIONE /DESCRIPTION

lavabo Clear - peso 9 Kg
Clear basin -weight 9 Kg

CERTIFICAZIONI /CERTIFICATION

EN 14688

FISSAGGI /HARDWARE

inclusi/ included

COLORE /COLOR

bianco,bianco mat,nero,nero mat
white,mat white,black,blackmat